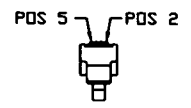
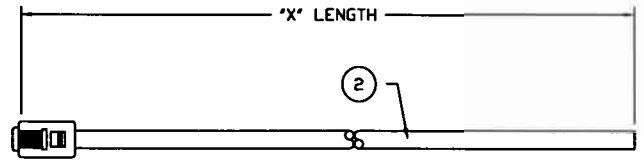
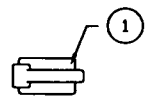
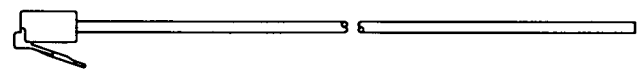


THESE DRAWINGS AND SPECIFICATIONS ARE THE SOLE PROPERTY OF I/O INTERCONNECT INC., U.S.A. AND SHALL NOT BE REPRODUCED, COPIED, OR USED IN ANY MANNER WITHOUT THE PRIOR WRITTEN CONSENT OF I/O INTERCONNECT INC. OR ITS AFFILIATED SUBSIDIARIES.

DWG. NO.	ZONE	REV.	DESCRIPTION	DATE	APPROVED
XX4-522-D		C	ECN C285	08/20/01	K.C.
		D	ADD NOTE & CHANGE P/N TO ROHS COMPLIANT PER ECN D629	04/21/05	M.G.



P1



WIRE DIAGRAM

	OPEN END
P1	BLACK
2	RED
3	GREEN
4	YELLOW

NOTES: UNLESS OTHERWISE SPECIFIED.

- CABLE TO BE BUNDLED AND TWIST TIED.
- TEST CABLE FOR ALL OPENS & SHORTS.
- PACKAGE CABLE ASSEMBLY INDIVIDUALLY IN PLASTIC BAG. PACKAGE INDIVIDUAL BAG PER LOT NUMBER QUANTITIES.
- MARK OUTSIDE SHIPPING BOX WITH CUSTOMER PART NUMBER.
- PLACE BAR CODE LABEL ON THE OUTSIDE OF EACH SHIPPING BOX LABEL DETAIL SEE DWG 090-990-001.
- ALL METRICAL SHOULD BE ROHS COMPLIANT.

ITEM	QTY	MFG.	IDI PART NO.	DESCRIPTION
2	"X"	IDI	GLF-120-410-020	MODULAR CABLE, 26 AWG (7/34) BARE COPPER, 4 CONDUCTOR, UNSHIELDED, WHITE PVC. ROHS COMPLIANT.
1	1 PC	IDI	GLF-325-641-50X	CONNECTOR, MODULAR PLUG, 6 POSITION, 4 CONDUCTOR, 50u' Au, FLAT TYPE EXIT. ROHS COMPLIANT.

CABLE ASSEMBLY PARTS LIST

T.B.D.	GLF-464-254-522-D	25.0 FT ± 4.0 IN 7.62 M ± 101.6 MM
T.B.D.	GLF-464-144-522-D	14.0 FT ± 3.0 IN 4.27 M ± 76.2 MM
H3641-07-ND	GLF-464-074-522-D	7.0 FT ± 2.0 IN 2.13 M ± 50.8 MM
PART NUMBER DIGI-KEY	PART NUMBER I/O INTERCONNECT	LENGTH "X"
DR BY: JERRY SHI 04/21/05 DR CHECKED:		TITLE: 6P4C MODULAR TO OPEN END, WHITE, CABLE ASSEMBLY P/N: H3641-XX-ND
UNLESS OTHERWISE NOTED: 1) DIMENSIONS ARE IN INCHES (MILLIMETER) 2) TOLERANCES: XXX ± 0.25 [6.35]		PART NO: GLF-464-XX4-522-D DWG NO: GLF-464-XX4-522-D
CUSTOMER: DIGI-KEY		REV. D
SCALE: NONE		SHEET 1 OF 1